
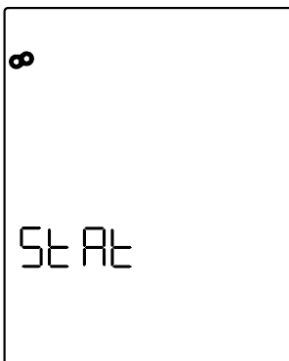


Anleitung zum Aufrufen der Software – HOI SPEED

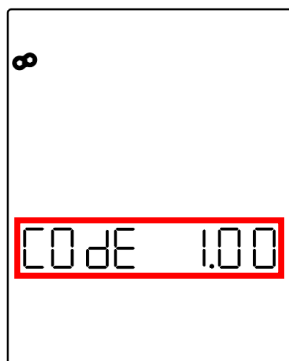
- Schalten Sie den Display ein.
- Drücken Sie gleichzeitig die Start-, Plus- und Minus-Tasten.



- Drücken Sie bei „STAT“ die Start-Taste.




- Drücken Sie die „+“-Taste bis „Code“ erscheint.



- Hier sehen Sie Ihre aktuelle Softwareversion.

Instructions for accessing the software – HOI SPEED

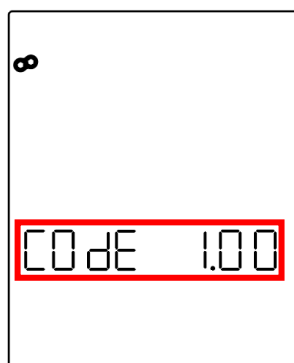
- Turn on the display.
- Press the Start, Plus, and Minus buttons simultaneously.



- Press the Start button when „STAT“ shows.




- Press the "+" button until "Code" appears.



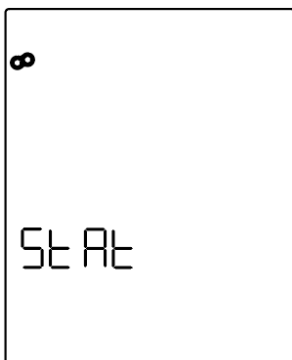
- Here you will see your current software version.

Instructions pour accéder au logiciel - HOI SPEED

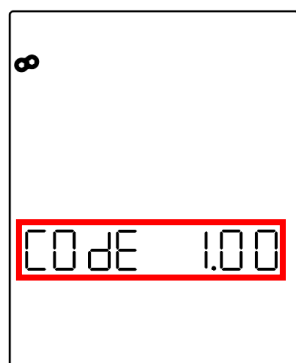
- Allumez l'écran.
- Appuyez simultanément sur les boutons Start, Plus et Minus.



- Appuyez sur le bouton Start pour "STAT".



- Appuyez sur le bouton "+" jusqu'à ce que "Code" apparaisse.



- Vous verrez ici votre version de logiciel actuelle.